

Software Update (CA67)

This document contains instructions for updating the system software of the Kawai CA67 digital piano. Please read these instructions thoroughly before attempting to perform the software update.

■ Checking the software version

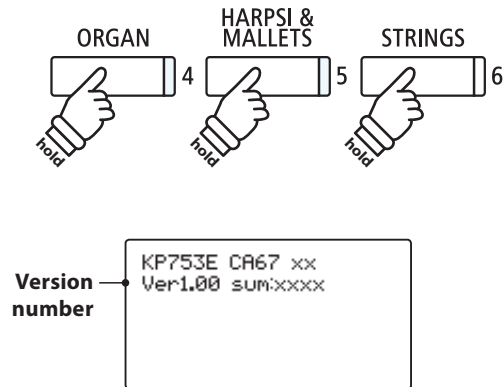
To check the current software version installed on the CA67, press and hold the **ORGAN**, **HARPSI&MALLETS**, and **STRINGS** buttons simultaneously, then turn the instrument on.

The current software version will be shown in the LCD display.

If the version number is **greater than** or equal to the update version, no further action is necessary.

* Turn the instrument off and on to return to normal operation.

If the version number is **lower than** the update version, please continue to follow the instructions below.



1. Prepare the USB memory device

Extract the software update ZIP file and copy the included .SYS file(s) to the root folder of a USB memory device.

* The USB device should be formatted to the 'FAT' or 'FAT32' filesystem.



2. Connect the USB memory device

While the instrument is turned off:

Connect the prepared USB memory device to the USB port.

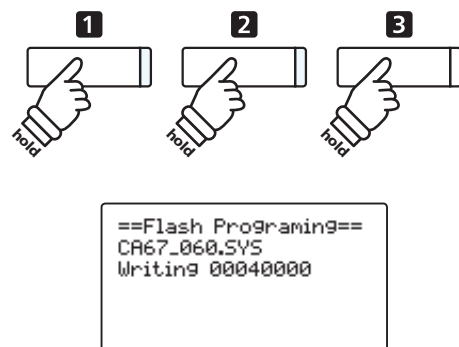


3. Start the update

Press and hold the **1**, **2**, and **3** FUNCTION buttons simultaneously, then turn the instrument on.

The update process will start automatically after a few seconds, and status messages will be shown in the LCD display.

* Do not remove the USB memory device while the software update is in progress.

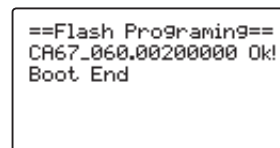


4. Finish the update, disconnect the USB memory device

After approximately 30 seconds, a message will be shown in the LCD display, indicating that the software update has been successful.

Disconnect the USB memory device, then press and hold the **POWER** switch to turn the instrument off. When the instrument is turned on, the updated software will be used automatically.

* If the software update is unsuccessful, restart the process from step 1.



Software Update (CA97/CA67)

■ CA97/CA67 system software changelog

V1.10 (September 2018)

- Fixed: Key-off velocity could unintentionally be detected as 0.
- Fixed: Transmitting and receiving MIDI events simultaneously could cause a freeze.
- Fixed: Transmitting MIDI events could fail in some rare cases.
- Fixed: Transmitting Note Off MIDI events of Lower section keyboard (Split mode) would fail if Multi-timbre Mode is set to ON1 or ON2.
- Fixed: Renaming/Deleting a "One Registration" file stored on a USB memory device was not possible.
- Fixed: Monaural MP3 files stored on a USB memory device could not be played back correctly.

V1.09 (July 2016)

- Fixed: User EQ displayed incorrect mid-low/mid-high frequency ranges (5.0 kHz → 4.0 kHz).

V1.08 (March 2016)

- Fixed: Playing an SMF file while the Chorus effect is enabled no longer changes the effect depth.
- Fixed: Stopping an SMF/Audio file while setting the 'A'-point A-B repeat function cancels the selection.
- Fixed: REVERB button could fail to enable the Reverb function in some cases.
- Fixed: Replaying a note while half-damper is press could produce damper off sound.
- Improved: Clock resolution of SMF playback is improved.
- Improved: Accuracy of metronome tempo is improved.

V1.06 (May 2015)

- Fixed: Potential freeze when selecting registrations while recording to internal recorder.
- Fixed: Dual Balance setting problem when selecting registrations while recording to internal recorder.
- Fixed: Potential freeze at end of recording when recording audio to some USB memory devices.
- Fixed: Potential glitches/errors when recording audio to some USB memory devices.
- Fixed: USB memory devices formatted on the instrument no longer trigger Windows 7 check dialogue.
- Fixed: Virtual Technician STORE function did not always store adjusted settings.
- Fixed: Sustain issue when adjusting DecayTime setting.
- Improved: Touch curve data revised for some sounds.
- Improved: Tone data revised for some sounds.
- Improved: The damper pedal/sostenuto pedal behaviour is improved when replaying the same key.

V1.05 (March 2015)

- Added: Support for Virtual Technician iPad app.
- Added: 'SplitPoint' setting added to EDIT menu for Split/Four Hands modes.
- Changed: Allow 'KeyTranspose' setting to be stored to Registration memories.
- Changed: Allow 'AudioRecGain' setting to be stored to Startup Setting memory.
- Changed: Use default filename for overdubbing save screen.
- Improved: Calculation method used for creating 'User' touch curves.
- Improved: Widened the adjustable User EQ MID range to 250~4000 Hz.

V1.04 (March 2015)

- Improved: Check Registration and Startup Setting data at startup.

Software Update (CA97/CA67)

V1.03 (February 2015)

- Fixed: Noise that could occur when enabling the 'Triple Delay' effect.

V1.02 (January 2015)

- Improved: Revised tone data.
- Improved: Revised preset Speaker EQ.
- Improved: Revised preset 'Smart Mode' virtual technician data.

V1.00 (January 2015)

- First production version.