

Software Update (MP7)

This document contains instructions for updating the system software of the Kawai MP7 professional stage piano. Please read these instructions thoroughly before attempting to perform the software update.



This update will clear any user-created SOUNDS/SETUPS stored in memory. To retain this data, please use the AllBackup function before updating.

■ Checking the software version

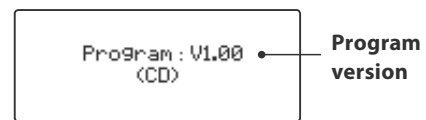
To check the current software version installed on the MP7, press and hold the STORE button, then turn the instrument ON.

The current software (Program) version will be shown on the first line of the LCD display.

If the Program version number is greater than or equal to the update version, no further action is necessary.

* Turn the instrument OFF and ON to return to normal operation.

If the Program version number is lower than the update version, please continue to follow the instructions below.



1. Prepare the USB memory device

Extract the software update ZIP file and copy the included .SYS files to the root folder of a USB memory device.

* USB devices should be formatted to use the 'FAT' or 'FAT32' filesystems.



2. Connect the USB memory device

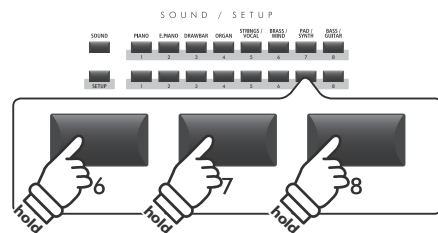
While the instrument is turned off:

Connect the prepared USB memory device to the USB port



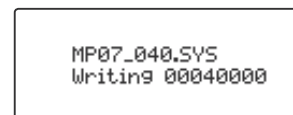
3. Start the update

Press and hold buttons 6, 7, and 8 in the middle row of the SOUND/SETUP section, then turn the instrument ON.



The update process will start automatically after a few seconds, and status messages will be shown in the LCD display.

* Do not remove the USB memory device while the software update is in progress.

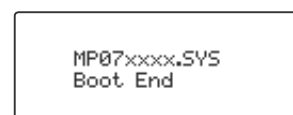


4. Finish the update, disconnect the USB memory device

After approximately 60-90 seconds (depending on the number of update files), a message will be shown in the LCD display, indicating that the software update has been successful.

Disconnect the USB memory device, then press and hold the POWER switch to turn the instrument OFF. When the instrument is turned ON, the updated software will be used automatically.

* If the software update is unsuccessful, restart the process from step 1.



Software Update (MP7)

■ MP7 system software changelog

V1.15 (December 2017)

- Changed: Sounds triggered by received MIDI are no longer affected by the Global Transpose setting. However, Global Transpose will still affect transmitted MIDI notes.
- Fixed: Changing to a SETUP with Solo mode selected for an EXT ZONE could result in the sound being held in rare cases.
- Fixed: Changing to a SOUND with Pedal Wah assigned while the expression pedal is in the lowest position no longer prevents the sound from being heard.
- Fixed: An error screen could become stuck when using a USB memory device with the write protect function enabled.
- Fixed: Corrected the spelling of the 'Principal' organ sound.
- Improved: Changing SETUPS with different EFX parameters should be smoother in some cases.
- Improved: When storing a SETUP, the currently selected (displayed) SOUND will be used as the default name.
- Improved: The response of the Pedal Wah EFX is improved.
- Improved: EXIT/EDIT LEDs now indicate the current metronome beat.

V1.14 (October 2016)

- Added: 'FaderAsgn' parameter to EDIT:Transmit menu when a zone is set to EXT mode.
Note: The Transmit category parameters are all SYSTEM parameters. These parameters are memorised automatically and therefore do not need to be stored to each SETUP.

3. Fader Assign CC#0~CC#119, AFTERTOUC

This parameter selects the function assigned to the four zone faders.

* This parameter will affect each zone.

- Changed: The adjustable range of the metronome volume expanded from 0~10 to 0~127.
- Fixed: Very rare case whereby selecting a SOUND which has the Damper function assigned to both the damper pedal and the modulation wheel, while holding the damper pedal, could cause instability.

V1.13 (March 2016)

- Added: SW1/SW2 Mode function to SYSTEM:Utility menu, allowing SETUP+/SETUP- to be triggered by SW buttons.
- Changed: The Modulation Wheel is no longer scanned when the power is turned on.
- Fixed: Some rare SMF files could not be played correctly.
- Fixed: In some rare cases the SOUND compare mode would not exit correctly.
- Fixed: The default number (e.g. 2-2-A) of a OneSetup file would not be recalled correctly when loading.
- Fixed: Some Sys-EX parameter send messages for zones in EXT mode could not be sent correctly.
- Improved: Reduced note slide/movement delay when selecting a SETUP with Portamento enabled.
- Improved: Stretch tuning curves for a number of PIANO sounds:

ConcertGrand2, StudioGrand2, MellowGrand2, JazzGrand2

UprightPiano, MonoPiano, MonoPiano2

PianoVari., PianoVari.2, Piano&EP, Piano&EP2

NewAgePiano, NewAgePiano2, NewAgePiano3, NewAgePiano4

* Note: If user tuning is set for these sounds, please reset to "Stretch=Normal".

Software Update (MP7)

V1.12 (July 2015)

- Fixed: The internal song recorder would not record the damper resonance effect correctly.
- Fixed: After loading an AllBackup file, then selecting PANIC, no sound would be produced until a fader was operated.
- Fixed: Potential freeze at end of recording when recording audio to some USB memory devices.
- Fixed: Potential glitches/errors when recording audio to some USB memory devices.
- Fixed: USB memory devices formatted on the instrument no longer trigger Windows 7 check dialogue.
- Improved: Prevent playback of MP3 files with unsupported bitrate.
- Improved: Changed function of controllers when zone is set to BOTH mode:

Old BOTH mode behaviour	
Controller	MIDI Control Change
F-10H	HOLD1 (CC#64)
F-30 (Right)	HOLD2 (CC#69)
F-30 (Middle)	Sostenuto (CC#66)
F-30 (Left)	Soft (CC#67)
EXP	Expression (CC#11)
MODULATION	
WHEEL	Modulation (CC#01)

New BOTH mode behaviour	
Assigned Function	MIDI Control Change
Modulation	Modulation (CC#01)
Panpot	Panpot (CC#10)
Expression	Expression (CC#11)
Damper	HOLD1 (CC#64)
Sostenuto	Sostenuto (CC#66)
Soft	Soft (CC#67)
Resonance	Resonance (CC#71)
Cutoff	Cutoff (CC#74)
EFX parameters	(not sent)

- Improved: Preset SETUP's level balance is adjusted.
- Improved: Various other operation/display improvements.

V1.11 (March 2015)

- Added: The instrument will now recognise (and respond to) MIDI CC#07 (volume) when SYSTEM:MIDI/Receive Mode is set to Panel.
- Improved: The damper pedal/sostenuto pedal behaviour is improved when replaying the same keys.
- Fixed: Rare issue whereby tonewheel simulator does not produce any sound after loading AllBackup data.

Software Update (MP7)

V1.10 (January 2015)

- Added: SETUP summary screen is shown when pressing the SETUP button while already in SETUP mode. Screen shows each zone's selected sound, volume, and assigned SW1/SW2 function.
- Added: 'MidHigh' and 'MidLow' options added to 6.Control:HalfPedVal. EDIT menu setting when zone is set to EXT.

These additional options allow greater control over half-peddalling MIDI values, and may be useful when playing software piano packages, especially as the HalfPedVal can be set independently for each Zone. Please experiment with each setting to find the most natural half-pedal behaviour.

HalfPedVal.	MIDI CC#64 TX Value Range
Normal	0 ~ 127
High	0, 64 ~ 127
Low	0 ~ 63, 127
MidHigh	0, 40 ~ 100, 127
MidLow	0, 25 ~ 75, 127

- Changed: If metronome is enabled when using the Overdub function, only the count-in will be heard.
- Changed: 'Volume' parameter in 3.Sound menu replaced with '[C]MasterVol.', allowing total SETUP volume to be adjusted.
- Changed: Zone volume value pop-up shown when operating a zone volume fader.
- Changed: Metronome Volume is now stored to SETUP memories. Moreover, when a rhythm pattern is running, selecting a SETUP with a different stored rhythm will not change the volume of the playing rhythm pattern.
- Changed: Default AudioRecGain value is now set to +9 dB.
- Fixed: Occasional glitches/errors when recording to large capacity USB memory devices in WAV format.
- Fixed: Rare phenomenon whereby pedal assigned to EFX2:Rotary Slow/Fast function would not toggle correctly.
- Fixed: Strange velocity behaviour of piano sounds when reducing the Cut-off parameter.
- Improved: When connecting a USB device, pop-up message is only shown when accessing USB-related functions.
- Improved: Reduced wait times when using large capacity USB memory devices.
- Improved: Right Pedal Calibration function in SYSTEM:Pedal menu has been improved. SYSTEM:Pedal HalfAdjust parameter is also taken into consideration when calibrating.
- Improved: Reduced 'jumping' noise that could sometimes occur when using MIDI recorder's A-B repeat function.
- Improved: Reduced 'jumping' noise that could sometimes occur when operating knobs controlling EFX, AMP, or EQ.
- Improved: Various other operation/display improvements.

V1.05 (August 2014)

- Improved: Output Gain increased (+4dB).
- Improved: User Temperament now allows the Temperament Key to be specified.
- Improved: Damper Resonance key balance is now more even across the keyboard.
- Improved: 'Fast' touch mode optimised to reduce key retriggering.
- Improved: Delay when changing Reverb Type (e.g. between two SOUNDS) is reduced.
- Improved: Some knob/button functionality has been optimised.
- Changed: Zone Octave, Zone Transpose, Pedal On/Off and SW1/2 On/Off parameters are now kept when selecting SOUNDS.
- Changed: Pedal Mode parameter is now set to 'Hold' for all Pad/Synth sounds.
- Changed: The 'Open Setup' function has been removed as it was largely redundant and could cause confusion.
- Fixed: The selected Temperament was not applied to the Octave Layer sound.
- Fixed: The Full Orchestra sound could produce a strange layer sound in certain circumstances.
- Fixed: EFX was not retained when changing SOUND/SETUP while holding the damper when using the F-10H pedal.
- Fixed: The 'Panel Lock' function did not fully lock the MAIN/ZONE volume faders.
- Fixed: In 'Multi Off' mode, the Bank LSB#1 reception did not work correctly.
- Fixed: Some brass/woodwind sounds could cut-out when playing SMF files.

Software Update (MP7)

V1.03 (May 2014)

- Fixed: The 'Quick Compare' function did not work correctly.

V1.02 (March 2014)

- Added: 88 Key Volume function to SYSTEM menu, allowing volume adjustments for individually keys.
[SYSTEM] → UserEdit : KeyVolume
- Added: 88 Key Stretch Tuning function to SYSTEM menu, allowing stretch tuning for individually keys.
[SYSTEM] → UserEdit : Stretch
- Added: Right Pedal Calibration function to SYSTEM menu, for calibration of other manufacturer's damper pedals.
[SYSTEM] → Pedal (page 1/3 or 2/3) → [R.P.CAL] (F4 button)
- Added: EffSW Mode = "Fixed" to SYSTEM menu, allowing sounds to be changed without affecting current EFX settings.
[SYSTEM] → Utility (page 1/3) → EffSW Mode
- Improved: Pure temperament (Maj/min) adjusted.
- Improved: Received Sys-EX Parameter Send messages now also change knob assigned parameters in real-time.
- Improved: Various other operation/display improvements.
- Fixed: Some cases of sound settings not recording correctly when using the MIDI Recorder in Panel Play mode.

V1.00 (January 2014)

- First production version.