

Software Update (MP11SE)

This document contains instructions for updating the system software of the Kawai MP11SE professional stage piano. Please read these instructions thoroughly before attempting to perform the software update.



This update will clear any user-created SOUNDS/SETUPS stored in memory. To retain this data, please use the AllBackup function before updating.

■ Checking the software version

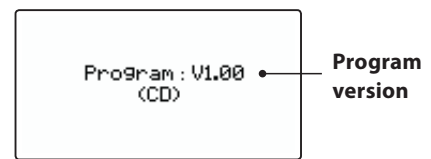
To check the current software version installed on the MP11SE, press and hold the STORE button, then turn the instrument ON.

The current software (Program) version will be shown on the first line of the LCD display.

If the Program version number is greater than or equal to the update version, no further action is necessary.

* Turn the instrument OFF and ON to return to normal operation.

If the Program version number is lower than the update version, please continue to follow the instructions below.



1. Prepare the USB memory device

Extract the software update ZIP file and copy the included .SYS files to the root folder of a USB memory device.

* USB devices should be formatted to use the 'FAT' or 'FAT32' filesystems.



2. Connect the USB memory device


While the instrument is turned off:

Connect the prepared USB memory device to the USB port.



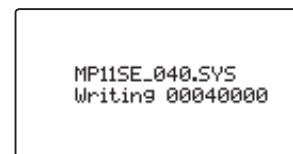
3. Start the update

Press and hold buttons 6, 7, and 8 in the SETUP section, then turn on the instrument.



The update process will start automatically after a few seconds, and status messages will be shown in the LCD display.

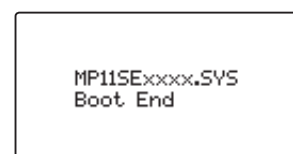
* Do not remove the USB memory device while the software update is in progress.



4. Finish the update, disconnect the USB memory device

After approximately 60-90 seconds (depending on the number of update files), a message will be shown in the LCD display, indicating that the software update has been successful.

Disconnect the USB memory device, then press and hold the POWER switch to turn the instrument OFF. When the instrument is turned ON, the updated software will be used automatically.



* If the software update is unsuccessful, restart the process from step 1.

Software Update (MP11SE)

■ MP11SE system software changelog

V1.03 (February 2019)

- Improved: Removed slight reverb noise which could occur when a piano sound was played with pianissimo in rare cases.
- Improved: Reliability of keyboard action key switch detection.

V1.02 (December 2017)

- Changed: Master EQ System Exclusive value changed from On=01h to On=40h.
- Improved: Changing SETUPS with different EFX parameters should be smoother in some cases.
- Improved: When storing a SETUP, the currently selected (displayed) SOUND will be used as the default name.
- Improved: The center/left pedal of the Kawai GFP-3 triple pedal unit can now send progressive values (useful for EFX).

V1.01 (August 2017)

- First production version.