

Software Update (MP11)

This document contains instructions for updating the system software of the Kawai MP11 professional stage piano. Please read these instructions thoroughly before attempting to perform the software update.



This update will clear any user-created SOUNDS/SETUPS stored in memory. To retain this data, please use the AllBackup function before updating.

■ Checking the software version

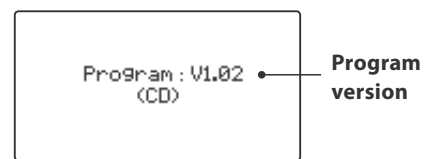
To check the current software version installed on the MP11, press and hold the STORE button, then turn the instrument ON.

The current software (Program) version will be shown on the first line of the LCD display.

If the Program version number is greater than or equal to the update version, no further action is necessary.

* Turn the instrument OFF and ON to return to normal operation.

If the Program version number is lower than the update version, please continue to follow the instructions below.



1. Prepare the USB memory device

Extract the software update ZIP file and copy the included .SYS files to the root folder of a USB memory device.

* USB devices should be formatted to use the 'FAT' or 'FAT32' filesystems.



2. Connect the USB memory device


While the instrument is turned off:

Connect the prepared USB memory device to the USB port.



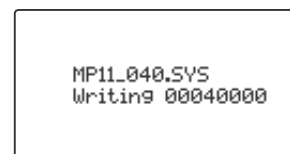
3. Start the update

Press and hold buttons 6, 7, and 8 in the SETUP section, then turn on the instrument.



The update process will start automatically after a few seconds, and status messages will be shown in the LCD display.

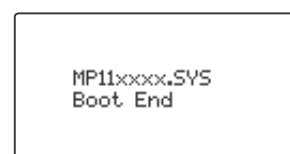
* Do not remove the USB memory device while the software update is in progress.



4. Finish the update, disconnect the USB memory device

After approximately 60-90 seconds (depending on the number of update files), a message will be shown in the LCD display, indicating that the software update has been successful.

Disconnect the USB memory device, then press and hold the POWER switch to turn the instrument OFF. When the instrument is turned ON, the updated software will be used automatically.



* If the software update is unsuccessful, restart the process from step 1.

Software Update (MP11)

■ MP11 system software changelog

V1.14 (October 2016)

- Changed: The adjustable range of the metronome volume expanded from 0~10 to 0~127.
- Fixed: Very rare case whereby selecting a SOUND which has the Damper function assigned to both the damper pedal and the modulation wheel, while holding the damper pedal, could cause instability.

V1.13 (March 2016)

- Changed: The preset EFX assigned to the Concert Grand sound is changed to 7-BandEQ from 4-BandEQ, due to the higher accuracy of the 7-BandEQ effect.
- Changed: The modulation wheel is no longer scanned when the power is turned on.
- Improved: Stretch tuning curves for Standard Piano and Upright Piano sounds.
Note: If user tuning is set for these sounds, please reset to "Stretch=Normal".

V1.12 (July 2015)

- Fixed: The internal song recorder would not record the damper resonance effect correctly.
- Fixed: After loading an AllBackup file, then selecting PANIC, no sound would be produced until a fader was operated.
- Fixed: Potential freeze at end of recording when recording audio to some USB memory devices.
- Fixed: Potential glitches/errors when recording audio to some USB memory devices.
- Fixed: USB memory devices formatted on the instrument no longer trigger Windows 7 check dialogue.
- Improved: Prevent playback of MP3 files with unsupported bitrate.
- Improved: Various other operation/display improvements.

V1.11 (March 2015)

- Added: The instrument will now recognise (and respond to) MIDI CC#07 (volume) when SYSTEM:MIDI/Receive Mode is set to Panel.
- Improved: The damper pedal/sostenuto pedal behaviour is improved when replaying the same keys.

V1.10 (January 2015)

- Added: 'MidHigh' and 'MidLow' options added to 6.Control:HalfPedVal. EDIT menu setting when zone is set to EXT.

These additional options allow greater control over half-pedalling MIDI values, and may be useful when playing software piano packages, especially as the HalfPedVal can be set independently for each Zone. Please experiment with each setting to find the most natural half-pedal behaviour.

HalfPedVal.	MIDI CC#64 TX Value Range
Normal	0 ~ 127
High	0, 64 ~ 127
Low	0 ~ 63, 127
MidHigh	0, 40 ~ 100, 127
MidLow	0, 25 ~ 75, 127

- Changed: If metronome is enabled when using the Overdub function, only the count-in will be heard.
- Changed: 'Volume' parameter in 3.Sound menu replaced with '[C]MasterVol.', allowing total SETUP volume to be adjusted.
- Changed: Zone volume value pop-up shown when operating a zone volume fader.
- Changed: Metronome Volume is now stored to SETUP memories. Moreover, when a rhythm pattern is running, selecting a SETUP with a different stored rhythm will not change the volume of the playing rhythm pattern.
- Changed: Default AudioRecGain value is now set to +9 dB.
- Fixed: Occasional glitches/errors when recording to large capacity USB memory devices in WAV format.
- Fixed: Rare phenomenon whereby pedal assigned to EFX2:Rotary Slow/Fast function would not toggle correctly.
- Fixed: Strange velocity behaviour of piano sounds when reducing the Cut-off parameter.
- Improved: When connecting a USB device, pop-up message is only shown when accessing USB-related functions.
- Improved: Reduced wait times when using large capacity USB memory devices.

Software Update (MP11)

- Improved: Right Pedal Calibration function in SYSTEM:Pedal menu has been improved.
SYSTEM:Pedal HalfAdjust parameter is also taken into consideration when calibrating.
- Improved: Reduced 'jumping' noise that could sometimes occur when using MIDI recorder's A-B repeat function.
- Improved: Reduced 'jumping' noise that could sometimes occur when operating knobs controlling EFX, AMP, or EQ.
- Improved: Various other operation/display improvements.

V1.07 (August 2014)

- Improved: Output Gain increased (+4dB).
- Improved: User Temperament now allows the Temperament Key to be specified.
- Improved: Damper Resonance key balance is now more even across the keyboard.
- Improved: Delay when changing Reverb Type (e.g. between two SOUNDS) is reduced.
- Improved: Some knob/button functionality has been optimised.
- Changed: Zone Octave, Zone Transpose, and Pedal On/Off parameters are now kept when selecting SOUNDS.
- Changed: The 'Open Setup' function has been removed as it was largely redundant and could cause confusion.
- Fixed: The selected Temperament was not applied to the Octave Layer sound.
- Fixed: The 'Panel Lock' function did not fully lock the section volume faders.
- Fixed: Some notes of the Concert Grand sound did not decay correctly.
- Fixed: The Soft pedal would not function correctly after selecting PIANO section sounds.

V1.06 (March 2014)

- Added: 88 Key Volume function to SYSTEM menu, allowing volume adjustments for individually keys.
[SYSTEM] → UserEdit : KeyVolume
- Added: 88 Key Stretch Tuning function to SYSTEM menu, allowing stretch tuning for individually keys.
[SYSTEM] → UserEdit : Stretch
- Added: Right Pedal Calibration function to SYSTEM menu, for calibration of other manufacturer's damper pedals.
[SYSTEM] → Pedal (page 1/3 or 2/3) → [R.P.CAL] (F4 button)
- Added: EffSW Mode = "Fixed" to SYSTEM menu, allowing sounds to be changed without affecting current EFX settings.
[SYSTEM] → Utility (page 1/3) → EffSW Mode
- Improved: Pure temperament (Maj/min) adjusted.
- Improved: Key Off Effect setting adjusted to improve the sound.
- Improved: Amp Drive setting adjusted.
- Improved: Damper Noise volume is adjusted.
- Improved: The name of the Rotary effect's 'Vib&Cho' type is changed to '+Vib/Cho'.
- Improved: Pedal Setup+/Setup- functionality to 'jump' banks when incrementing/decrementing SETUP memory.
The first memory of the next bank is selected after reaching the last memory of the current bank.
E.g. SETUP+: A-6 → A-7 → A-8 → B-1 → B-2 → B-3 SETUP-: B-3 → B-2 → B-1 → A-8 → A-7 → A-6
- Improved: Received Sys-EX Parameter Send messages now also change knob assigned parameters in real-time.
- Improved: Various other operation/display improvements.
- Fixed: Some cases of sound settings not recording correctly when using the MIDI Recorder in Panel Play mode.
- Fixed: Plural Sounding notes of the same key number received via MIDI are all truncated by one Note Off message.
- Fixed: The Dynamics setting would occasionally not change correctly, influencing the selected touch curve.

V1.03 (October 2013)

- First production version.