

Software Update (ES7)

This document contains instructions for updating the system software of the Kawai ES7 digital piano. Please read these instructions thoroughly before attempting to perform the software update.

■ Checking the software version

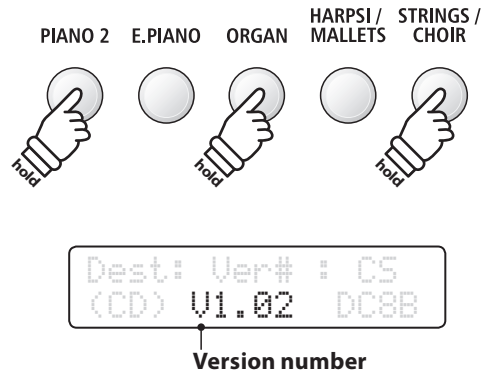
To check the current software version installed on the ES7, press and hold the **PIANO2**, **ORGAN**, and **STRINGS/CHOIR** buttons simultaneously, then turn the instrument on.

The current software version will be shown in the LCD display.

If the version number is **greater than** or equal to the update version, no further action is necessary.

* Turn the instrument off and on to return to normal operation.

If the version number is **lower than** the update version, please continue to follow the instructions below.



1. Prepare the USB memory device

Copy the **ES07_040.SYS** and **ES07_380.SYS** update files to the root folder of a USB memory device.

* The USB device should be formatted to the 'FAT' or 'FAT32' filesystem.



2. Connect the USB memory device

While the instrument is turned off:

Connect the prepared USB memory device to the USB port.

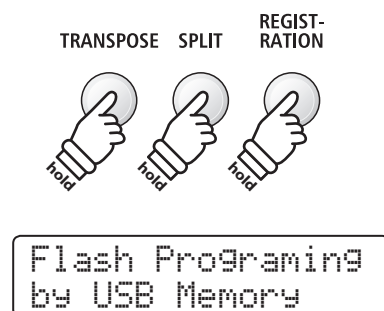


3. Start the update

Press and hold the **TRANPOSE**, **SPLIT**, and **REGISTRATION** buttons simultaneously, then turn the instrument on.

The update process will start automatically after a few seconds, and status messages will be shown in the LCD display.

* Do not remove the USB memory device while the software update is in progress.

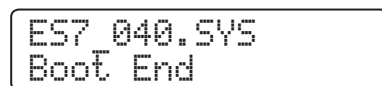


4. Finish the update, disconnect the USB memory device

After approximately 30 seconds, a message will be shown in the LCD display, indicating that the software update has been successful.

Disconnect the USB memory device, then press and hold the **POWER** button to turn the instrument off. The updated software will be used automatically when the instrument is turned on.

* If the software update is unsuccessful, restart the process from step 1.



■ ES7 system software changelog

V1.17 (August 2015)

PEDAL

- Improved: The half pedal behaviour is improved when replaying the same key.

RECORDER

- Fixed: WAV/MP3 pause operation is unsuccessful when the A-B repeat button is blinking.

V1.16 (June 2015)

USB

- Fixed: USB memory devices formatted on the instrument no longer trigger Windows 7 check dialogue.

RECORDER

- Fixed: Potential freeze at end of recording when recording audio to some USB memory devices.
- Fixed: Potential glitches/errors when recording audio to some USB memory devices.
- Improved: Prevent playback of MP3 files with unsupported bitrate.

PEDAL

- Improved: The damper pedal/sostenuto pedal behaviour is improved when replaying the same key.

PANEL

- Improved: Various other operation/display improvements.

V1.15 (September 2014)

SOUND

- Improved: Damper Resonance key balance is now more even across the keyboard.
- Fixed: Holding keys with Dual mode selected, then returning to Normal mode, the layered sound volume would increase.

RECORDER

- Improved: The default AudioRecGain value is now set to +9 dB.
- Fixed: A part of general SMF files could cause playback to stop unexpectedly.

MISC

- Improved: Various other operation/display improvements.

Software Update (ES7)

V1.14 (November 2013)

SOUND

- Improved: The overall key balance of the Concert Grand sound for greater consistency with neighbouring notes.

MIDI

- Fixed: Fine Tune messages were not always received correctly.

RECORDER

- Fixed: Some parts of SMF songs might not always playback correctly.
- Fixed: Changing songs did not reset the A-B loop position.
- Fixed: Stopping a recording before the end of a count-in would result in the tempo being displayed incorrectly.
- Improved: Various other recorder operations.

EFFECTS

- Fixed: Changing reverb settings of the Rhythm Section was slow.
- Fixed: Changing the Rotary speed while using the Rhythm Section was not always correct.

MISC

- Fixed: Turning off Stretch Tuning when exiting the menu was not always effective.
- Fixed: Prevent tone generator from creating 'pop' noise under certain circumstances.

V1.13 (October 2012)

PEDAL

- Improved: Added 'F-20 Mode' parameter to 'Basic Settings' menu.
With the correct pedal mode selected, this feature allows the included F-10H and optional F-20 pedal units to be combined for triple pedal (Damper, Sostenuto, Soft) functionality.

RHYTHM SECTION

- Improved: When changing styles, the style number is now displayed for 2 seconds.
- Improved: Increased overall volume of Rhythm Section.
- Fixed: Some irregular chord forms were not detected correctly.
- Fixed: When recording with the Rhythm Section, some ending patterns may have been truncated.

MISC

- Improved: Various operation details.

V1.11 (July 2012)

SOUND

- Improved: The damper pedal response curve is now closer to that of a real concert grand piano.

MIDI

- Fixed: The default (power on) MIDI receive mode was changed to Omni On.
- Fixed: The sostenuto pedal MIDI command when multi-timbral mode is enabled.

MISC

- Improved: Various operation details.

Software Update (ES7)

V1.10 (June 2012)

SOUND

- Fixed: When Layer Dynamics is set to OFF, the layer sound's touch response was not disabled.

RECORDER

- Fixed: Internal recorder was not able to delete a part individually.

RHYTHM SECTION

- Improved: Changed chord detection when using Full Keyboard ACC Mode (e.g. Adding OnBass Chord).
- Improved: Display now shows additional chord types (e.g. 9, M9, m9, mM9, 7(b9), 7(#9)).

MISC

- Improved: Various operation details.
- Improved: Display now shows message when turning off power.
- Improved: Increase in overall volume.

V1.02 (April 2012)

- First production version.