

Software Update (CS9)

This document contains instructions for updating the system software of the CS9 digital piano. Please read these instructions thoroughly before attempting to perform the software update.

1. Prepare the USB memory device

Copy the **CS9__040.SYS** update file to the root folder of a USB memory device.

* The USB device should be formatted to the 'FAT' or 'FAT32' filesystem.



2. Connect the USB memory device

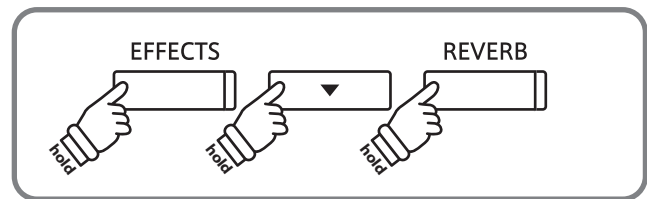
While the instrument is turned off:

Connect the prepared USB memory device to the USB port.

3. Start the update

Press and hold the **EFFECTS**, **▼**, and **REVERB** buttons, then turn on the instrument.

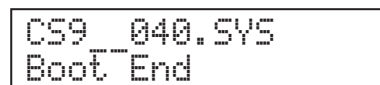
The update process will start automatically after a few seconds, with status messages shown in the LCD display.



* Do not remove the USB memory device while the software update is in progress.

4. Disconnect the USB memory device

After approximately 30 seconds, a message will be shown in the LCD display, indicating that the software update has been successful.



Disconnect the USB memory device, then turn the instrument off and on. The updated software will be used automatically.


* If the software update is unsuccessful, restart the process from step 1.

■ Checking the software version

To double check that the software update has been successful, press and hold the **ORGAN**, **HARPSI&MALLETS**, and **STRINGS** buttons, then turn on the instrument.

The current software version will be shown in the LCD display.

* Turn the instrument off and on to return to normal operation.



Software Update

■ CS9 software changelog

| Software Version | Release Date | Changes |
|------------------|--------------|--|
| v1.07 | 04/2013 | 1. Fixed issue with 'Auto Power Off' function. |
| v1.05 | 09/2011 | 1. Fixed issue with Harpsichord sounds when playing very softly. |
| v1.04 | n/a | 1. Fixed drum channel not working via MIDI when Multi-timbral Mode setting was set to ON2 and stored to User Memory. 2a. 'A' is no longer used as the base key for the User Temperament. 2b. Temperament Key setting can no longer be selected for the User Temperament. |
| v1.02 | n/a | 1. Playing a note very softly no longer produces a sound. |
| v1.0 | 02/2011 | Initial factory release. |