

Software Update (CN34)

This document contains instructions for updating the system software of the Kawai CN34 digital piano. Please read these instructions thoroughly before attempting to perform the software update.

■ Checking the software version

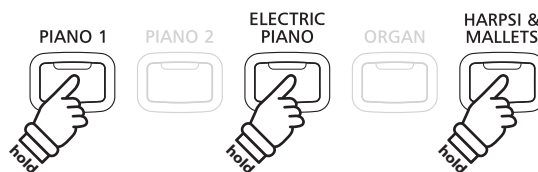
To check the current software version installed on the CN34, press and hold the **PIANO1**, **ELECTRIC PIANO**, and **HARPSI & MALLETS** buttons simultaneously, then turn the instrument on.

The current software version will be shown in the LCD display.

If the version number is **greater than** or equal to the update version, no further action is necessary.

* Turn the instrument off and on to return to normal operation.

If the version number is **lower than** the update version, please continue to follow the instructions below.



Version number

1. Prepare the USB memory device

Copy the **CN34_040.SYS** update file to the root folder of a USB memory device.

* The USB device should be formatted to the 'FAT' or 'FAT32' filesystem.



2. Connect the USB memory device

While the instrument is turned off:

Connect the prepared USB memory device to the USB port.

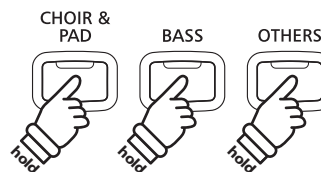


3. Start the update

Press and hold the **CHOIR & PAD**, **BASS**, and **OTHERS** buttons simultaneously, then turn the instrument on.

The update process will start automatically after a few seconds, and status messages will be shown in the LCD display.

* Do not remove the USB memory device while the software update is in progress.




4. Finish the update, disconnect the USB memory device

After approximately 1 minute, a message will be shown in the LCD display, indicating that the software update has been successful.

Disconnect the USB memory device, then turn the instrument off and on. The updated software will be used automatically.

* If the software update is unsuccessful, restart the process from step 1.



Software Update (CN34)

■ CN34 system software changelog

V1.11 (November 2014)

RECORDER

- Fixed: Some parts of SMF songs may not always playback correctly.

CONCERT MAGIC

- Fixed: Category Playback finishes when the first song has ended, instead of continuing.

MISC

- Improved: Various other operation improvements.

V1.10 (October 2013)

MISC

- Fixed: Prevent tone generator from creating 'pop' noise under certain circumstances.

V1.09 (May 2013)

MISC

- Improved: Internal EQ has been enhanced to optimise the instrument's speaker system.

V1.07 (April 2013)

RECORDER

- Changed: Pressing the PLAY/STOP button when in 'normal' (i.e. voice-only) mode will no longer start song playback immediately. Instead, the Recorder screen will be shown, then pressing the PLAY/STOP button again will start playback.
- Changed: It is no longer possible to change sounds while recording to the 16-track USB recorder, as this functionality is not supported by the SMF format.
- Fixed: Split point was not recorded correctly in some cases.
- Fixed: Metronome settings were not recorded correctly in some cases.
- Fixed: A-B loop point was not cleared when changing song memories.

CONCERT MAGIC

- Improved: Added automatic note-off function (required when using continuous sounds such as organ).
- Fixed: Tempo calculation when playing notes very quick or very slowly.

LESSON

- Improved: Lesson recording operation can now be cancelled during the count-in period.

MIDI

- Fixed: MIDI OUT program numbers when Multi-timbral mode was off or on1.

MENU

- Fixed: Balance was not correctly stored in User Memory.

MISC

- Changed: Default registration when enabling Split mode.
- Fixed: Balance slider was operational even during Panel Lock.

Software Update (CN34)

V1.06 (December 2012)

METRONOME

- Fixed: Metronome volume would not be stored to registration memories correctly.
- Fixed: When using drum rhythms, reverb would turn on automatically at the beginning of the rhythm phrase.

V1.05 (September 2012)

RECORDER

- Fixed: 'Memory Full' was displayed when attempting to record using the 16-track USB recorder.

MENU

- Fixed: "KeyActionNs." Virtual Technician setting changed to "Fallback Ns.".
- Fixed: PLAY/STOP button can be used to cancel "Are you sure?" prompts.

EFFECTS/REVERB

- Improved: 'Small Hall' reverb type.
- Improved: Damper Resonance.

V1.04 (August 2012)

MENU

- Fixed: "Virtual Tech." menu incorrectly shown as "Concert Tuner" on non-Japanese instruments.

V1.03 (June 2012)

- First production version.