

Software Update (ATX2)

This document contains instructions for updating the system software of Kawai ATX2 silent pianos. Please read these instructions thoroughly before attempting to perform the software update.

■ Checking the software version

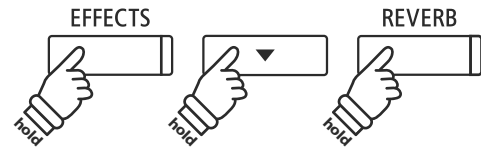
To check the current software version installed on the ATX2, press and hold the **EFFECTS**, **▼**, and **REVERB** buttons simultaneously, then turn the instrument on.

The current software version will be shown in the LCD display.

If the version number is **greater than** or equal to the update version, no further action is necessary.

* Turn the instrument off and on to return to normal operation.

If the version number is **lower than** the update version, please continue to follow the instructions below.



1. Prepare the USB memory device

Copy the **ATX2_040.SYS** update file to the root folder of a USB memory device.

* The USB device should be formatted to the 'FAT' or 'FAT32' filesystem.



2. Connect the USB memory device

While the instrument is turned off:

Connect the prepared USB memory device to the USB port.

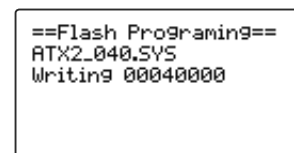



3. Start the update

Press and hold the **1**, **2**, and **3** FUNCTION buttons simultaneously, then turn the instrument on.

The update process will start automatically after a few seconds, and status messages will be shown in the LCD display.

* Do not remove the USB memory device while the software update is in progress.

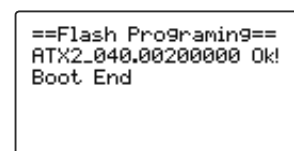


4. Finish the update, disconnect the USB memory device

After approximately 30 seconds, a message will be shown in the LCD display, indicating that the software update has been successful.

Disconnect the USB memory device, then press and hold the **POWER** switch to turn the instrument off. When the instrument is turned on, the updated software will be used automatically.

* If the software update is unsuccessful, restart the process from step 1.



Software Update (ATX2)

■ ATX2 system software changelog

V1.05 (October 2015)

- Fixed: SMF songs would not play correctly.
- Fixed: SMF songs with high clock resolution would not play correctly.
- Fixed: Inaccuracy of tempo clock.

V1.04 (July 2015)

- Fixed: Potential issue whereby keys would produce loud sound when playing ppp.
- Fixed: Potential freeze when selecting registrations while recording to internal recorder.
- Fixed: Dual Balance setting problem when selecting registrations while recording to internal recorder.
- Fixed: Potential freeze at end of recording when recording audio to some USB memory devices.
- Fixed: Potential glitches/errors when recording audio to some USB memory devices.
- Fixed: USB memory devices formatted on the instrument no longer trigger Windows 7 check dialogue.
- Improved: Do not reset Dual Balance setting when changing from Dual → Single playing mode.
- Improved: The damper pedal/sostenuto pedal behaviour is improved when replaying the same key.
- Improved: Prevent playback of MP3 files with unsupported bitrate.

V1.03

- Improved: Speaker EQ optimisations. (GP-ATX2-f only).

V1.02

- Add: Support GP-ATX2-f model.

V1.01

- Fixed : Instability of main volume.